



192 GOWAN AVE  
Toronto, Ontario  
M4J2K6

Ali Sayeed

Mortgage Broker - M18002792  
ali.sayeed@mortgagescout.ca



Report

July 26, 2023

### Purchase Summary

Home Price	Down Payment (20.00%)
<b>\$1,799,000</b>	<b>\$359,800</b>

Mortgage Amount	
<b>\$1,439,200</b>	
<hr/>	
Home Price	<b>\$1,799,000</b>
Down Payment	<b>\$359,800</b>
<hr/>	
Total Mortgage Amount	<b>\$1,439,200</b>

Total Monthly Cost

**\$9,424**

Mortgage Payment	\$8,687 / Monthly
Increased Payment	n/a
Property Tax	\$586.88
Heat	\$150
Other Expenses	\$0
<b>Total Monthly Cost</b>	<b>\$9,424</b>

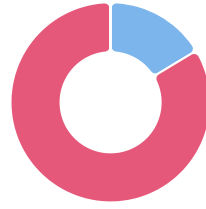
The calculations and estimated results in this report provide general information and are not intended as financial advice. The results are used for illustrative purposes and are subject to change without notice. This report simply gives you a good idea of your mortgage payments, costs and potential savings. Actual mortgage premiums, payment information and others payable are subject to the full set of underwriting policies and standards by each lender. For the complete TERMS and CONDITIONS visit <https://dominionlending.ca/privacy-policy/>

# Mortgage Summary



Monthly

**\$8,687.02**



Principal	\$1,422.73
Interest	\$7,264.29
Extra Principal	\$0.00

**Total Payment \$8,687.02**



Mortgage Amount

**\$1,439,200**



Fixed

**6.14%**



Term

**60 Months**



Balance end of Term

**\$1,340,275**



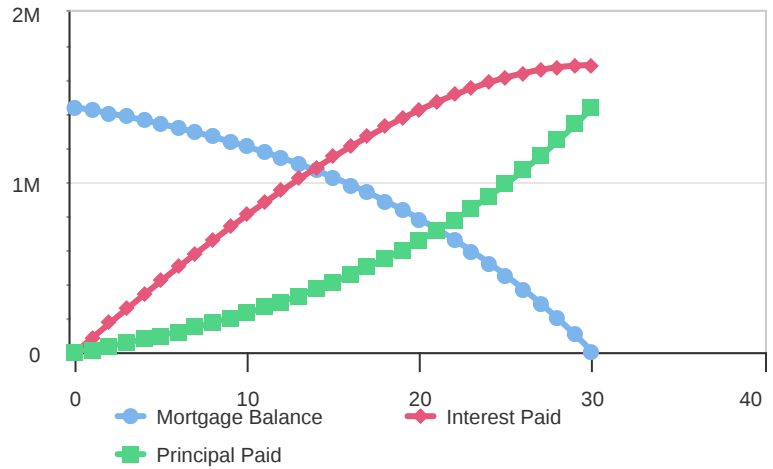
Amortization

**30 Years**

## Term Summary

Principal Paid	\$98,924.83
Interest Paid	\$422,296.31
Extra Principal	\$0.00
<b>Total Payment</b>	<b>\$521,221.14</b>

## Amortization Graph



The calculations and estimated results in this report provide general information and are not intended as financial advice. The results are used for illustrative purposes and are subject to change without notice. This report simply gives you a good idea of your mortgage payments, costs and potential savings. Actual mortgage premiums, payment information and others payable are subject to the full set of underwriting policies and standards by each lender. For the complete TERMS and CONDITIONS visit

<https://dominionlending.ca/privacy-policy/>

## Details

Payment Frequency	Monthly	Effective Amortization	30 Years
Extra Payment	n/a	Time Saving	No Change
Annual Payment	n/a	Term Interest Saving	n/a
One-Time Prepayment	n/a	Total Interest Saving	n/a
Trigger Rate	n/a		

## Amortization Schedule

Year	Balance Remaining	Annual Interest Paid	Annual Principal Paid	Annual Paid	Total Interest Paid	Total Principal Paid	Total Paid
1	\$1,421,733	\$86,777	\$17,467	\$104,244	\$86,777	\$17,467	\$104,244
2	\$1,403,177	\$85,688	\$18,556	\$104,244	\$172,465	\$36,023	\$208,488
3	\$1,383,464	\$84,531	\$19,713	\$104,244	\$256,997	\$55,736	\$312,733
4	\$1,362,522	\$83,302	\$20,942	\$104,244	\$340,299	\$76,678	\$416,977
5	\$1,340,275	\$81,997	\$22,247	\$104,244	\$422,296	\$98,925	\$521,221
6	\$1,316,641	\$80,610	\$23,634	\$104,244	\$502,906	\$122,559	\$625,465
7	\$1,291,533	\$79,137	\$25,108	\$104,244	\$582,043	\$147,667	\$729,710
8	\$1,264,860	\$77,571	\$26,673	\$104,244	\$659,614	\$174,340	\$833,954
9	\$1,236,524	\$75,908	\$28,336	\$104,244	\$735,523	\$202,676	\$938,198
10	\$1,206,422	\$74,142	\$30,102	\$104,244	\$809,664	\$232,778	\$1,042,442
11	\$1,174,443	\$72,265	\$31,979	\$104,244	\$881,930	\$264,757	\$1,146,687
12	\$1,140,471	\$70,272	\$33,973	\$104,244	\$952,201	\$298,729	\$1,250,931
13	\$1,104,380	\$68,154	\$36,091	\$104,244	\$1,020,355	\$334,820	\$1,355,175
14	\$1,066,039	\$65,904	\$38,341	\$104,244	\$1,086,259	\$373,161	\$1,459,419
15	\$1,025,309	\$63,513	\$40,731	\$104,244	\$1,149,772	\$413,891	\$1,563,663

The calculations and estimated results in this report provide general information and are not intended as financial advice. The results are used for illustrative purposes and are subject to change without notice. This report simply gives you a good idea of your mortgage payments, costs and potential savings. Actual mortgage premiums, payment information and others payable are subject to the full set of underwriting policies and standards by each lender. For the complete TERMS and CONDITIONS visit <https://dominionlending.ca/privacy-policy/>

## Amortization Schedule (Continued)

Year	Balance Remaining	Annual Interest Paid	Annual Principal Paid	Annual Paid	Total Interest Paid	Total Principal Paid	Total Paid
16	\$982,039	\$60,974	\$43,270	\$104,244	\$1,210,746	\$457,161	\$1,667,908
17	\$936,071	\$58,277	\$45,968	\$104,244	\$1,269,023	\$503,129	\$1,772,152
18	\$887,238	\$55,411	\$48,833	\$104,244	\$1,324,434	\$551,962	\$1,876,396
19	\$835,360	\$52,366	\$51,878	\$104,244	\$1,376,800	\$603,840	\$1,980,640
20	\$780,248	\$49,132	\$55,112	\$104,244	\$1,425,933	\$658,952	\$2,084,885
21	\$721,700	\$45,696	\$58,548	\$104,244	\$1,471,629	\$717,500	\$2,189,129
22	\$659,502	\$42,046	\$62,198	\$104,244	\$1,513,676	\$779,698	\$2,293,373
23	\$593,427	\$38,169	\$66,075	\$104,244	\$1,551,844	\$845,773	\$2,397,617
24	\$523,233	\$34,050	\$70,195	\$104,244	\$1,585,894	\$915,967	\$2,501,861
25	\$448,662	\$29,674	\$74,571	\$104,244	\$1,615,568	\$990,538	\$2,606,106
26	\$369,442	\$25,025	\$79,220	\$104,244	\$1,640,592	\$1,069,758	\$2,710,350
27	\$285,284	\$20,086	\$84,158	\$104,244	\$1,660,678	\$1,153,916	\$2,814,594
28	\$195,879	\$14,839	\$89,405	\$104,244	\$1,675,517	\$1,243,321	\$2,918,838
29	\$100,900	\$9,265	\$94,979	\$104,244	\$1,684,783	\$1,338,300	\$3,023,083
30	\$0	\$3,344	\$100,900	\$104,244	\$1,688,127	\$1,439,200	\$3,127,327

The calculations and estimated results in this report provide general information and are not intended as financial advice. The results are used for illustrative purposes and are subject to change without notice. This report simply gives you a good idea of your mortgage payments, costs and potential savings. Actual mortgage premiums, payment information and others payable are subject to the full set of underwriting policies and standards by each lender. For the complete TERMS and CONDITIONS visit <https://dominionlending.ca/privacy-policy/>

# Closing Costs



Estimated Closing Costs

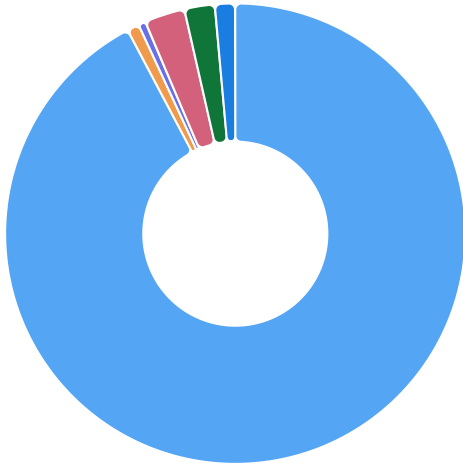
**\$70,360**

Home Price

**\$1,799,000**

Percentage of Home Price

**3.91%**



Land Transfer Tax	<b>\$64,910</b>
Appraisal	<b>\$600</b>
Home Inspection	<b>\$350</b>
Moving Costs	<b>\$2,000</b>
Legal Fees	<b>\$1,500</b>
Final Adjustments	<b>\$1,000</b>
<b>Estimated Closing Costs</b>	<b>\$70,360</b>

# Land Transfer Tax



Total Cost

**\$64,910**

Location **Ontario + Toronto**

Home Price **\$1,799,000**

First Time Buyer **No**



Ontario's land transfer tax is calculated based on the property value. The first \$55K at 0.5%, then from \$55K to 250K at 1%, the remaining up to \$400K at 1.5%, and the remaining balance up to \$2M at 2%. Also, since January 1st, 2017 the balance greater than \$2M is taxed 2.5%.

Also, if your property is located in Toronto, then there is an additional municipal land transfer tax. Fortunately, Ontario offers up to a maximum of \$4,000 rebate to first-time home buyers. Toronto also offers a rebate to first-time home buyers up to a maximum of \$4,475.

Fortunately, our tool does all the number crunching for you.

Report ID: DHBaf5x8uzRiaHPeaOJq

Download My Mortgage Toolbox

