



# 178 PANNAHILL RD Toronto, Ontario M3H4N7

Ali Sayeed

Mortgage Broker - M18002792  
ali.sayeed@mortgagescout.ca



Report

August 03, 2023

## Purchase Summary

Home Price	Down Payment (20.00%)
<b>\$1,299,000</b>	<b>\$259,800</b>

Mortgage Amount	
<b>\$1,039,200</b>	
<hr/>	
Home Price	<b>\$1,299,000</b>
Down Payment	<b>\$259,800</b>
<hr/>	
Total Mortgage Amount	<b>\$1,039,200</b>

Total Monthly Cost

# \$6,709

Mortgage Payment	\$6,110 / Monthly
Increased Payment	n/a
Property Tax	\$499.15
Heat	\$100
Other Expenses	\$0
<b>Total Monthly Cost</b>	<b>\$6,709</b>

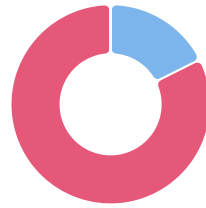
The calculations and estimated results in this report provide general information and are not intended as financial advice. The results are used for illustrative purposes and are subject to change without notice. This report simply gives you a good idea of your mortgage payments, costs and potential savings. Actual mortgage premiums, payment information and others payable are subject to the full set of underwriting policies and standards by each lender. For the complete TERMS and CONDITIONS visit <https://dominionlending.ca/privacy-policy/>

# Mortgage Summary



Monthly

**\$6,110.12**



Principal	\$1,076.06
Interest	\$5,034.06
Extra Principal	\$0.00

**Total Payment \$6,110.12**



Mortgage Amount

**\$1,039,200**



Fixed

**5.89%**



Term

**60 Months**



Balance end of Term

**\$964,832**



Amortization

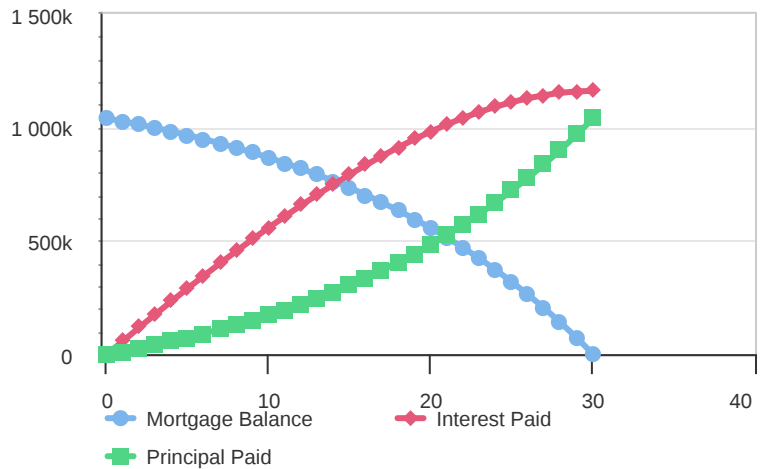
**30 Years**

## Term Summary

Principal Paid	\$74,367.65
Interest Paid	\$292,239.33
Extra Principal	\$0.00

**Total Payment \$366,606.98**

## Amortization Graph



The calculations and estimated results in this report provide general information and are not intended as financial advice. The results are used for illustrative purposes and are subject to change without notice. This report simply gives you a good idea of your mortgage payments, costs and potential savings. Actual mortgage premiums, payment information and others payable are subject to the full set of underwriting policies and standards by each lender. For the complete TERMS and CONDITIONS visit

<https://dominionlending.ca/privacy-policy/>

## Details

Payment Frequency	Monthly	Effective Amortization	30 Years
Extra Payment	n/a	Time Saving	No Change
Annual Payment	n/a	Term Interest Saving	n/a
One-Time Prepayment	n/a	Total Interest Saving	n/a
Trigger Rate	n/a		

## Amortization Schedule

Year	Balance Remaining	Annual Interest Paid	Annual Principal Paid	Annual Paid	Total Interest Paid	Total Principal Paid	Total Paid
1	\$1,026,001	\$60,123	\$13,199	\$73,321	\$60,123	\$13,199	\$73,321
2	\$1,012,014	\$59,334	\$13,988	\$73,321	\$119,457	\$27,186	\$146,643
3	\$997,190	\$58,498	\$14,824	\$73,321	\$177,954	\$42,010	\$219,964
4	\$981,481	\$57,612	\$15,709	\$73,321	\$235,566	\$57,719	\$293,286
5	\$964,832	\$56,673	\$16,648	\$73,321	\$292,239	\$74,368	\$366,607
6	\$947,189	\$55,678	\$17,643	\$73,321	\$347,917	\$92,011	\$439,928
7	\$928,491	\$54,623	\$18,698	\$73,321	\$402,541	\$110,709	\$513,250
8	\$908,676	\$53,506	\$19,815	\$73,321	\$456,047	\$130,524	\$586,571
9	\$887,676	\$52,322	\$21,000	\$73,321	\$508,368	\$151,524	\$659,893
10	\$865,421	\$51,067	\$22,255	\$73,321	\$559,435	\$173,779	\$733,214
11	\$841,836	\$49,736	\$23,585	\$73,321	\$609,171	\$197,364	\$806,535
12	\$816,841	\$48,327	\$24,995	\$73,321	\$657,498	\$222,359	\$879,857
13	\$790,353	\$46,833	\$26,488	\$73,321	\$704,331	\$248,847	\$953,178
14	\$762,281	\$45,250	\$28,072	\$73,321	\$749,581	\$276,919	\$1,026,500
15	\$732,532	\$43,572	\$29,749	\$73,321	\$793,153	\$306,668	\$1,099,821

The calculations and estimated results in this report provide general information and are not intended as financial advice. The results are used for illustrative purposes and are subject to change without notice. This report simply gives you a good idea of your mortgage payments, costs and potential savings. Actual mortgage premiums, payment information and others payable are subject to the full set of underwriting policies and standards by each lender. For the complete TERMS and CONDITIONS visit <https://dominionlending.ca/privacy-policy/>

## Amortization Schedule (Continued)

Year	Balance Remaining	Annual Interest Paid	Annual Principal Paid	Annual Paid	Total Interest Paid	Total Principal Paid	Total Paid
16	\$701,004	\$41,794	\$31,527	\$73,321	\$834,947	\$338,196	\$1,173,142
17	\$667,593	\$39,910	\$33,412	\$73,321	\$874,856	\$371,607	\$1,246,464
18	\$632,184	\$37,913	\$35,409	\$73,321	\$912,769	\$407,016	\$1,319,785
19	\$594,659	\$35,796	\$37,525	\$73,321	\$948,566	\$444,541	\$1,393,107
20	\$554,891	\$33,554	\$39,768	\$73,321	\$982,119	\$484,309	\$1,466,428
21	\$512,747	\$31,177	\$42,145	\$73,321	\$1,013,296	\$526,453	\$1,539,749
22	\$468,084	\$28,658	\$44,663	\$73,321	\$1,041,954	\$571,116	\$1,613,071
23	\$420,751	\$25,989	\$47,333	\$73,321	\$1,067,943	\$618,449	\$1,686,392
24	\$370,589	\$23,160	\$50,162	\$73,321	\$1,091,103	\$668,611	\$1,759,714
25	\$317,429	\$20,162	\$53,160	\$73,321	\$1,111,264	\$721,771	\$1,833,035
26	\$261,092	\$16,984	\$56,337	\$73,321	\$1,128,249	\$778,108	\$1,906,356
27	\$201,388	\$13,617	\$59,704	\$73,321	\$1,141,866	\$837,812	\$1,979,678
28	\$138,116	\$10,049	\$63,272	\$73,321	\$1,151,915	\$901,084	\$2,052,999
29	\$71,062	\$6,267	\$67,054	\$73,321	\$1,158,182	\$968,138	\$2,126,320
30	\$0	\$2,260	\$71,062	\$73,321	\$1,160,442	\$1,039,200	\$2,199,642

The calculations and estimated results in this report provide general information and are not intended as financial advice. The results are used for illustrative purposes and are subject to change without notice. This report simply gives you a good idea of your mortgage payments, costs and potential savings. Actual mortgage premiums, payment information and others payable are subject to the full set of underwriting policies and standards by each lender. For the complete TERMS and CONDITIONS visit <https://dominionlending.ca/privacy-policy/>

# Closing Costs



Estimated Closing Costs

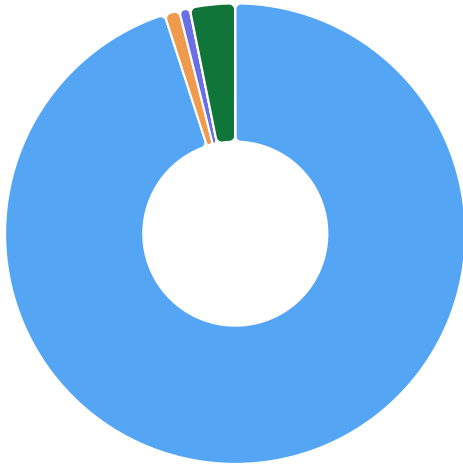
**\$47,260**

Home Price

**\$1,299,000**

Percentage of Home Price

**3.64%**



Land Transfer Tax	<b>\$44,910</b>
Appraisal	<b>\$500</b>
Home Inspection	<b>\$350</b>
Moving Costs	<b>\$0</b>
Legal Fees	<b>\$1,500</b>
Final Adjustments	<b>\$0</b>
<b>Estimated Closing Costs</b>	<b>\$47,260</b>

# Land Transfer Tax



Total Cost

**\$44,910**

Location **Ontario + Toronto**

Home Price **\$1,299,000**

First Time Buyer **No**



Ontario's land transfer tax is calculated based on the property value. The first \$55K at 0.5%, then from \$55K to 250K at 1%, the remaining up to \$400K at 1.5%, and the remaining balance up to \$2M at 2%. Also, since January 1st, 2017 the balance greater than \$2M is taxed 2.5%.

Also, if your property is located in Toronto, then there is an additional municipal land transfer tax. Fortunately, Ontario offers up to a maximum of \$4,000 rebate to first-time home buyers. Toronto also offers a rebate to first-time home buyers up to a maximum of \$4,475.

Fortunately, our tool does all the number crunching for you.

Report ID: -0z\_8dGYQL\_Vcc1jiBlg

Download My Mortgage Toolbox

